

Pressure Gauges



Pressure gauges are available in a variety of popular pressure ranges for gas plant applications.

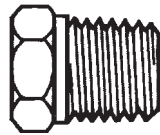
Gauges should be selected so that the maximum working pressure of the particular system represents 66% to 75% of the maximum gauge reading. Greater safety and accuracy may be realized by following these guidelines.

Ordering Information

Part Number	Maximum Calibration (PSIG)	Size	Increment Division (PSIG)	Case Material
1286	100	2"	2	Steel
2523HP-7	160		5	
S1679	200		10	Brass
15578	400		50	Steel
5562C	4000			

Brass Plugs

(for pressures to 3000 PSIG)
Safety factor = 5:1

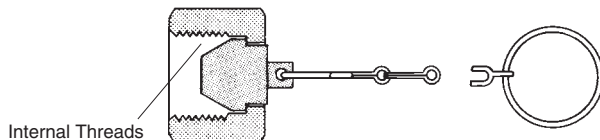


Typical Plug

Ordering Information

Part Number	Thread Connection	Hex Flats
985B	1/4" NPT	3/16"
985D	1/2" NPT	7/8"
985E	3/4" NPT	1 1/8"
985F	1" NPT	1 3/8"

Brass Outlet Cap and Chain Assemblies



Cap with Plug

Ordering Information

Part Number	Thread Connection	End Ring Fits Pipe
10663	7/8"-14NF-RH	1/2"
10664	7/8"-14NF-LH	1/2"

REGO-LOK™ for Securing CGA Fittings on Liquid Cylinders

Application

The REGO-LOK™ is designed for installation on the Rego T9450 and T9460 Series liquid cylinder valves to deter and prevent the removal of the CGA fitting from the valve. The REGO-LOK™ retains standard CGA outlet connection fittings so unauthorized persons do not remove the fitting. By use of a special one-way bolt, the REGO-LOK™ is secured to the valve. The REGO-LOK™ installs in a few minutes with the use of screwdrivers. REGO-LOK™ installs without valve disassembly, brazing, welding, or drilling. The REGO-LOK™ deters and prevents fitting removal by gas customers, however allows the replacement of fittings by authorized gas supplier plant personnel.

Use REGO-LOK™ for compliance with CGA SB-26 for medical and industrial liquid cylinders.

Features

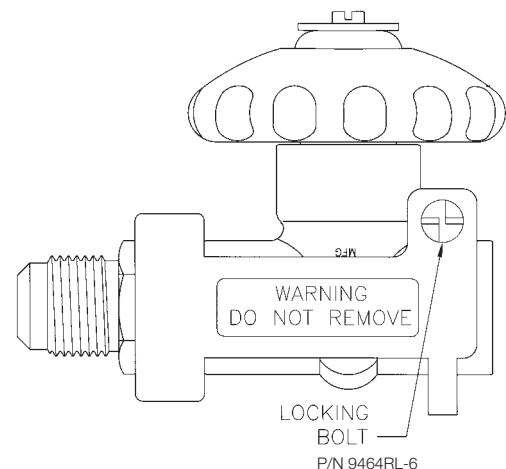
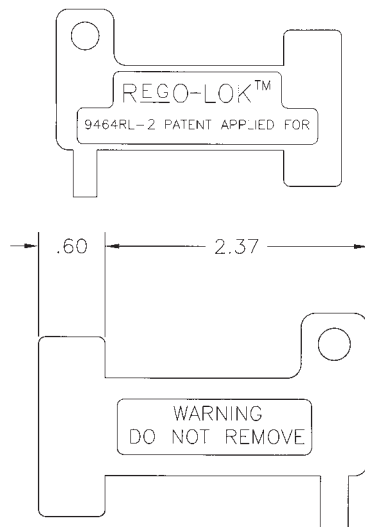
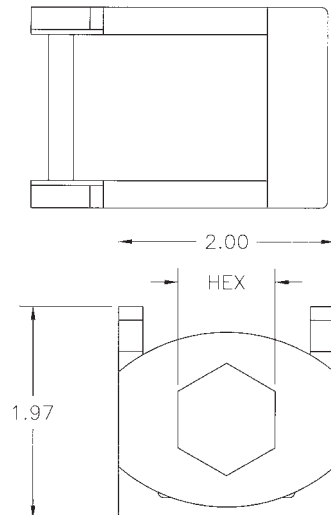

- Stainless Steel REGO-LOK™ with one-way bolt.
- Retrofit all common liquid cylinder valves.
- Can be supplied on new Rego liquid cylinder valves.
- REGO-LOK™ indicates "WARNING: DO NOT REMOVE"
- Worn CGA fittings can be simply replaced by authorized personnel. Requires new 9464RL-6 Bolt
- Can fit over existing fittings for CGA 540, CGA 440, CGA 295, CGA 320, and CGA 326. Check fitting hex size.
NOTE: Rego supplied fitting P/N CGA580RL is required for REGO-LOK™ use with CGA 580 connection.
- Prevents loosening of CGA fittings on valves.

Satisfies CGA SB-26 and FDA requirements for medical and industrial liquid cylinders.

Ordering Information

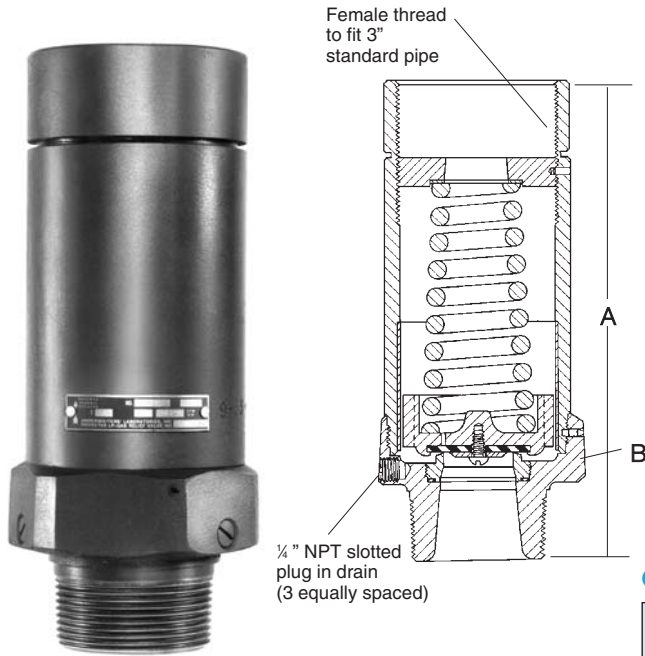
Part Number	Item Description	Typical Service Connection
9464RL-0	REGO-LOK™ for 3/4" hex fittings	CGA 295
9464RL-1	REGO-LOK™ for 7/8" fittings	CGA 440, CGA 320 & CGA 326
9464RL-2	REGO-LOK™ for 1" fittings	CGA 540
9464RL-3	REGO-LOK™ for 1 1/8" hex CGA 580RL fitting by Rego	CGA 580
CGA580RL	3/8" MNPTxCGA for use with 9464RL-3	CGA 580

REGO-LOK™ is a registered trademark of Engineered Controls International, Inc. Patent applied for.



ASME Carbon Dioxide Relief Valves

UA3149A Series



*Capacity certified by National Board of Boiler and Pressure Vessel Inspectors at 10% above set pressure.

Application

The UA3149A series "pop-type" relief valves are especially designed for use as a secondary relief valve in carbon dioxide transports and stationary storage tanks. The relief valve is designed to protect the tank from excessive over pressure in the event of fire or other emergencies. A small throttling-type primary relief valve must also be provided to control boil-off and maintain tank pressure. Provisions must be made to prevent the accumulation and build-up of water and foreign material in the valve.

Features

- "Pop-type" design permits the relief valve to open slightly to relieve moderately excessive pressures.
- Relief valve "pops" open to full discharge capacity when pressure exceeds a predetermined point.

Materials

Body.....Steel and Ductile Iron
 Liner.....Stainless Steel
 Seat Insert.....Stainless Steel
 Spring Guide.....Brass
 Adjusting Screw.....Ductile Iron
 Seat Disc.....Urethane Compound
 Spring.....Corrosion Resistant Steel

Ordering Information

Part Number	Pressure Setting (PSI)	Flow Capacity (SCFM/Air)	Inlet Connection (M.NPT)	Height A	Wrenching Hex B
UA3149A303	303	9,805*	2 1/2"	10 1/2"	4 1/8"
UA3149A330	330	10,188*			
UA3149A358	358	11,601*			

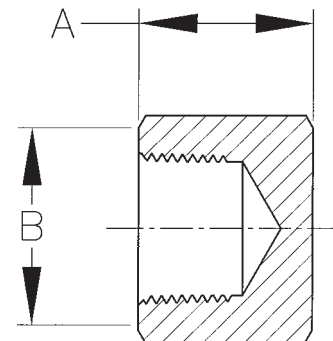
Brass Pipe Caps

Application

For capping cryogenic tank piping or gas pipelines.

Features

- Machined from brass.
- For 600 psig maximum working pressure service.
- Part number stamped on cap.
- Cleaned for oxygen per CGA G-4.1.



Ordering Information

Part Number	Thread Connections	Dim. A	Dim. B	Dim. C
CAP750	3/4" Female NPT	1.250"	1.313"	1.313"
CAP1000	1" Female NPT	1.500"	1.750"	1.750"
CAP1500	1 1/2" Female NPT	1.750"	2.375"	2.375"
CAP2000	2" Female NPT	2.000"	3.250"	3.250"